

CEMTECH FLASH SET GROUT

QUICK SET HYDRAULIC CEMENT (WATERPLUG)

DESCRIPTION

Cemtech Flash Set Grout is a fast setting moisture proof and cost saving hydraulic cement. It instantly and effectively stops water seepage and leakages throughout the concrete, masonry and applications that are under hydrostatic pressure. In addition, it is also a non-shrink, non-corrosive and anti rusting hydraulic cement which is extremely friendly to the environment where it is applied.

USES

- Honeycombs, cracks and spalls
- Anchoring bolts and conduits
- Basement Walls
- Swimming Pools
- Manholes
- Water Pipes and Sewerage
- Elevator pits and etc

ADVANTAGES

- **Fast** – Setting time, within 1 minute
- **Stops** – Plastic shrinkage, laitance and segregation. Expands as it sets.
- **Improves** – Compressive strength, bond strength and tensile strength.
- **Withstand** – Critical thermo cycles.
- **Prevents** – Rust, water borne contaminants and unsightly vegetation like moss and lichen.
- **Lengthens** – Concrete lifespan.
- **Reduces Cost** – By eliminating periodical maintenance and reconstruction cost.

SETTING TIME

- Within 1 minute at 30°C and above.
- Time may vary according to ambient condition and amount of water available.

PACKAGING AND APPEARANCE

Packed in 25kg per pail.

HEALTH, SAFETY AND CLEANING

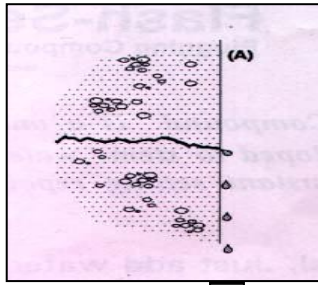
It is recommended that the applicator wears a safety goggle and gloves. Avoid prolonged contact with exposed skin and keep away from the mouth and the eyes. In case of skin contact, wash areas with soap and water. If contact with eyes, rinse thoroughly with clean water. Seek medical attention immediately if irritation persists.

PRODUCT PROPERTIES

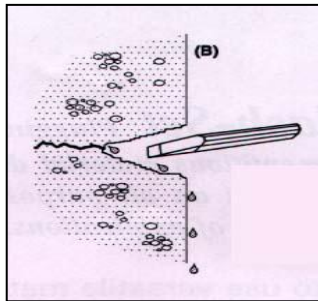
Appearance	-	Grey Powder
Initial Setting Time	min	1-2
Working time	min	1
Compressive Strength	N/mm ²	
7 days		52.0
28 days		60.8



APPLICATION INSTRUCTIONS

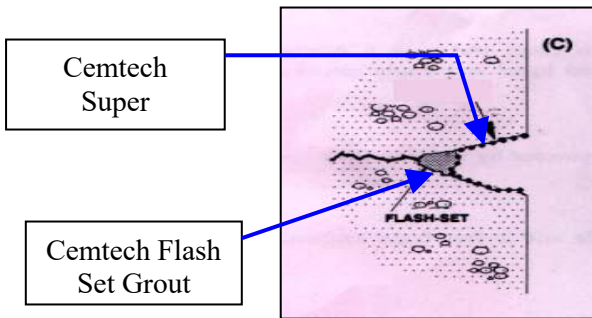


1. Identify the defective area.



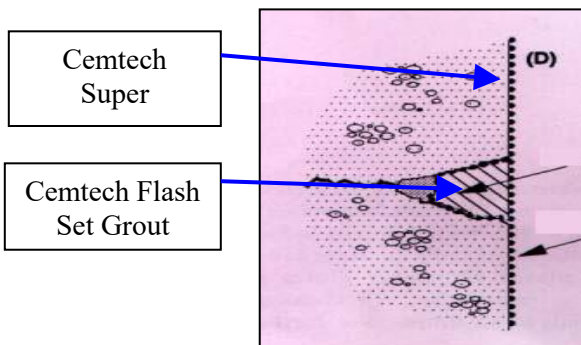
2. Chisel out defective area to a depth of approximately 50mm.

Wash out the cutting thoroughly with clean water to remove the debris & remaining loose concrete.



3. Stem the flow of water by plugging the back of the cutting as illustrated with Greenseal Flash Set Grout.

Remove any loose material and ensure that the concrete is thoroughly soaked and will not absorb anymore water.



4. When the coating of Cemtech Flash Set Grout has dried to a tacky consistency, fill the cavity with Flash Set Grout again ensuring the same is compacted back to the surface.

When the mortar has set, apply a coat of Cemtech Super to the surface of the repaired area as illustrate.

Guarantee

The information contained in this leaflet is based on our experience and technical knowledge, obtained through laboratory testing and from bibliographic material. CEMTECH reserves the right to introduce changes without prior notice. Any use of this data beyond the purposes expressly specified in the leaflet will not be the Company's responsibility unless authorized by us. Our guarantee covers exclusively the quality of the manufactured product. We will not accept any responsibility exceeding the value of the purchased product.



Cemtech

Product Data Sheet
Edition : JAN 2017

CEMTECH FLASH SET GROUT

CEMTECH (M) Sdn Bhd, Lot 5 & 7, Jln 35/10A, Taman Perindustrian IKS, Mukim Batu Caves,
68100 Kuala Lumpur, Malaysia. Tel : 603-61882298 Fax : 603-61861298